



Cyclone Extruder

- Lower Maintenance Costs
- Quick and Easy Application
- Decreased Labor Costs
- Easy to Use
- Increased Productivity



Lower Maintenance Costs: Reduce risk of catastrophic pump failure, and reduce costly down time, with the Cyclone's contained delivery system with clean and free flowing gun and hose design.

Quick and Easy Application: Access connectors and load chemical containers from the front without kneeling or crouching, which minimizes downtime and operator fatigue.

Decreases Labor Costs: Significantly reduces the time and materials needed to adhere rigid insulation and cover boards to structural roof decks, as well as adhering fleece backed single-ply membranes in both new roofing and recover operations.


Easy to Use: Reduce application errors and training time with the Cyclone's adjustable gun assembly and ergonomic design, and minimize the footprint space needed by utilizing the optional generator mount, which allows an on board generator to be tucked inside of machine frame.

Increased Productivity: Equally dispense a two component 1:1 ratio low viscosity polyurethane adhesive, which allows projects to progress much more quickly than using multiple crews with hand caulking guns.




Operator Control Station


CYCLONE: FEATURES AND OPTIONS



Smooth Operation from the HD 1/2 HP electric motor.



Dual Component pump from single drive motor.



Robust operator wand assy. with dual hose. Products mixed at tip for easy clean up.



Easy front loading product trays .



Optional Mounting Kit for Honda Generator.



Included Service Kit.

SPECIFICATIONS

Cyclone Dual Component Extruder

Weight	230 lbs.
Dimensions (LxWxH)	46" x 31.5" x 37"
Operation	110VAC .5 HP electric motor
Max Operating pressure	250 psi
Tires	Solid rubber Flat free
Rear Caster	Solid Heavy duty Flat free with parking brakes
Maintenance Kit	Included

Due to continuous improvement, specifications are subject to change without notice.

PROFAST

GARLOCK
EQUIPMENT COMPANY

Philadelphia Office

6 Poulson Ave
P.O. Box 156
Essington, PA 19029
Phone: 610-521-3404
Fax: 610-521-4717

Harrisburg Office

7917 Derry St
Suite 106
Harrisburg, PA 17111
Phone: 717-458-5610
Fax: 717-458-5613

Pittsburgh Office

503-5 North Drive
Sewickley, PA 15143
Phone: 412-259-8449
Fax: 412-291-3188